

T/E SCHOOL DISTRICT ANNUAL UPDATE

JUNE 2023



2023-2024 BUDGET SUMMARY

In the 2023-2024 school year, the T/E School District and its 750+ staff members will serve approximately 7,000 students and maintain eight schools, an administration office, a maintenance facility and a network operations center. The 2023-2024 budget supports the T/E School District's strong educational program and services while complying with government mandates.

BUDGET FAST FACTS

Total Authorized Spending

\$177,568,056

Property Tax Rate Increase

3.5%

Mills

26.7585

Property Tax Increase on the Average T/E Home

\$235

Homestead Exemption

\$243



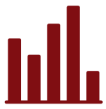
Authorized 2023-2024 Budget

On June 12, 2023, the T/E School Board adopted the 2023-2024 Final Budget with an approved authorized amount of \$177,568,056 supported by \$171,212,585 in revenue and \$6,355,471 in fund balance transfers.



Closing the Gap

The \$6.9 million deficit in the 2023-2024 operational budget was balanced with a fund balance contribution of \$2.3 million and a property tax rate increase of 3.5% or \$235 on the average assessed home in T/E.



Strategies Impacting the Budget

Reductions at the department and building-levels provided cost savings in the 2023-2024 budget. Transportation expenses have been lower than in prior years due to the shortage in driver availability, which was reflected in the budgeting for 2023-2024. Additional grant funds and state subsidies returned to pre-COVID levels which helped to lessen the budget gap.

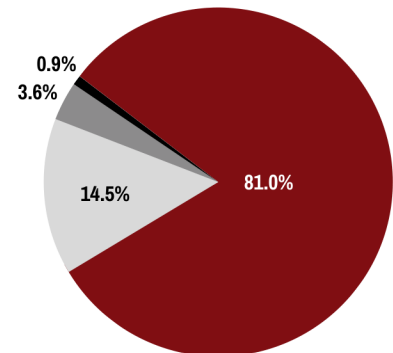


Impact on Homeowners

The 2023-2024 property tax rate increase of 3.5% is below the Act 1 limit of 4.1%, which was also accomplished in 2022-2023. Homeowners eligible for the homestead/farmstead exclusion under Act 1 of 2006 will receive a reduction of approximately \$243 on their 2023 property tax bills from state gaming revenue.

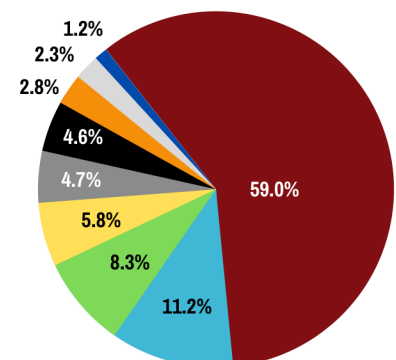
REVENUES/SOURCES

Local: 81.0%	\$143,863,959
State: 14.5%	\$25,801,056
Fund Balance: 3.6%	\$6,355,471
Federal: 0.9%	\$1,547,570
TOTAL	\$177,568,056



EXPENDITURES/USES

Instruction: 59.0%	\$104,757,682
Operations: 11.2%	\$19,906,088
Instructional Support: 8.3%	\$14,786,016
Administrative Costs: 5.8%	\$10,312,575
Debt Service: 4.7%	\$8,391,697
Transportation: 4.6%	\$8,206,403
Transfer to Capital Fund: 2.8%	\$5,000,000
Contingency: 2.3%	\$4,000,000
Extracurriculars/Athletics: 1.2%	\$2,207,595
TOTAL	\$177,568,056





SCHOOL YEAR SUCCESS

THE 2022-2023 SCHOOL YEAR WAS MARKED BY NUMEROUS DISTRICT ACCOMPLISHMENTS

GRADUATION AND COLLEGE ENROLLMENT

The Conestoga High School graduation rate consistently approaches 100%. In 2022, approximately 95% of seniors attended a four-year college and 1% attend a two-year college. More than 75% of Conestoga graduates attend colleges listed in *The Best 378 Colleges*, a publication of The Princeton Review.

STRONG STANDARDIZED TEST SCORES

T/E students scored higher than the Pennsylvania averages on the 2022 PA System of School Assessment: 32.8 % points higher in English Language Arts (grades 3-8), 34.6 % points higher in math (grades 3-8), and 27.4 % points higher in science (grades 4 & 8).

ADVANCED PLACEMENT TESTS

In 2022, 957 Conestoga High School students completed 2,027 Advanced Placement tests in 29 different subjects. The average score was 3.9 on a 5-point scale. Ninety percent of the tests administered at Conestoga were in the 3-point or better range.

NATIONAL MERIT SCHOLARS

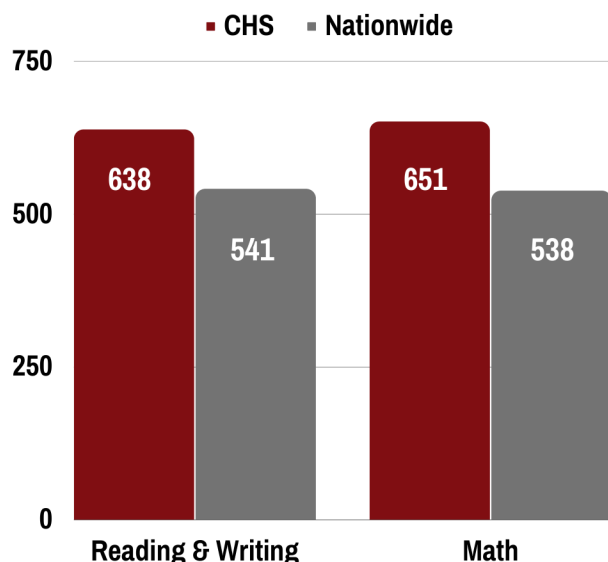
In the fall of 2022, Conestoga High School led Pennsylvania with 37 National Merit Semifinalists, 52 National Merit Commended Students, 2 National African American Scholars, 4 National Hispanic Scholars and 1 National Indigenous Scholar.

NATIONALLY RANKED SCHOOLS

T/E School District and its individual schools consistently rank high among public schools nationally in commercial publications.

SAT SCORES (2022)

Conestoga High School students scored well above the national average on the Scholastic Aptitude Test (SAT) with a mean score of 638 in Evidence-Based Reading & Writing and a mean score of 651 in Math.



ELEMENTARY ENROLLMENT & FACILITIES UTILIZATION UPDATE

In February and March 2023, members of the TESD administration held five community presentations to share an update on TESD elementary enrollment trends and the impact on facilities utilization. Video recordings of presentations, as well as additional enrollment information, are available on-line at www.tesd.net/enrollment.



- TESD's elementary schools are experiencing increasing enrollment and disparity among the student population at our schools.
- These trends, coupled with significant special education programming changes, have started to impact the delivery of the educational program at the elementary level.
- TESD is also considering full-day kindergarten as part of the elementary enrollment and facilities use discussion.
- The District is exploring multiple strategies to respond to the enrollment trends at our elementary schools:
 - Monitor enrollment and maintain status quo
 - Maximize school footprints – consider every space available and maximizing its use
 - Add on or expand existing elementary schools
 - Redistrict to rebalance school populations
 - Build a new school

MAJOR COST DRIVERS OF THE BUDGET

While salaries and benefits consistently make up the bulk of the District's total budget, three of the largest cost drivers behind the need for increases in expenses are capital improvements, special education services and state-mandated contributions to the Public School Employees' Retirement System (PSERS).

CAPITAL IMPROVEMENT PROJECTS

Currently, the School Board is in the planning phase of the athletic fields project adjacent to Conestoga High School that will include two turf fields, a softball field, tennis courts, a practice field, a field house with team rooms, concession stand and restrooms, bleachers, a grounds maintenance facility and a parking lot. The preliminary construction budget for the athletic fields project is approximately \$28 million with a timeline of completion in late summer of 2024. Based on the current capital funds balance and projected operating transfers of about \$6 million annually, the District is evaluating the need for issuing bonds to produce proceeds in late 2023 and early 2024. Upon issuing bonds, the annual debt service payments would increase by approximately \$1.2 million annually over the life bond issue. In addition to the athletic fields capital project, several infrastructure projects are planned for summer of 2023: HVAC repair and replacement; interior renovations; and exterior and façade work. Playground improvements and upgrades will be occurring at two elementary schools.

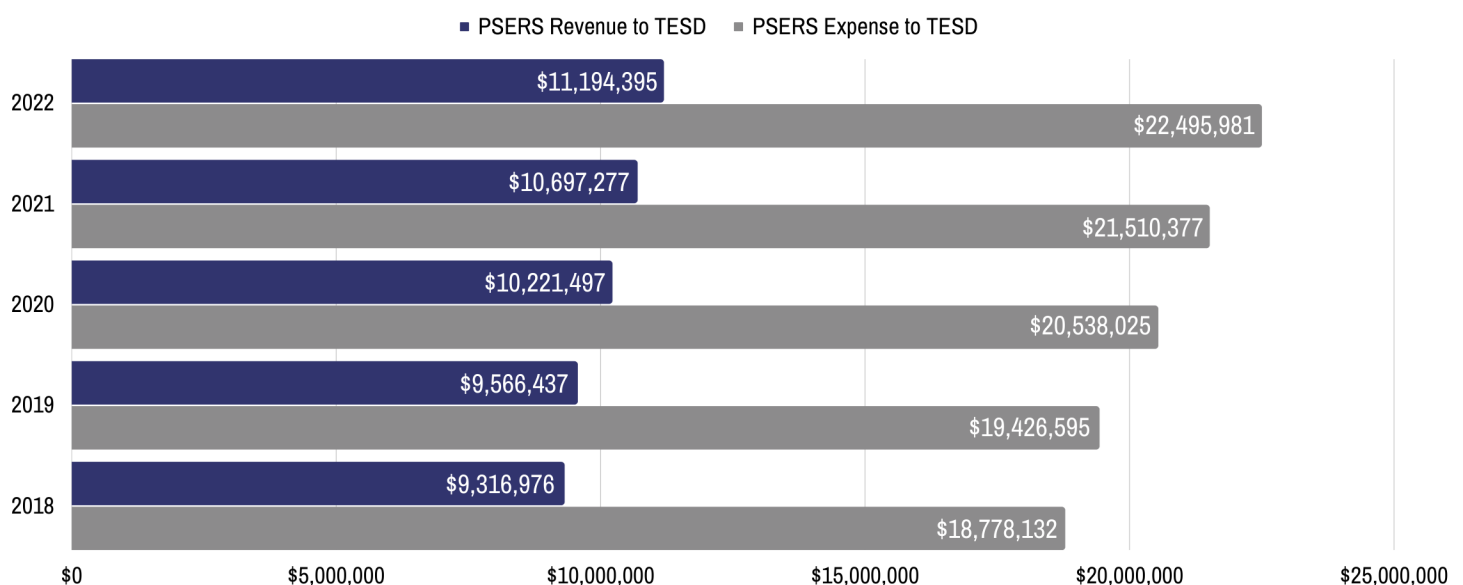
SPECIAL EDUCATION SERVICES

TESD remains strongly committed to meeting the needs of all students. The District is pleased to support our students in an inclusive, individualized and empowering way. TESD continues to experience growth in the number of students with more intensive needs. This type of specialized programming is labor intensive and impacts all components of staffing, including special education teachers, paraeducators and board certified behavior analysts. The District uses a variety of vendors to supplement adult support. More of our students require assistive technology such as communication devices, hearing aids, or adaptive equipment to fully access the curriculum and to participate in educational activities. Funding from the state and federal level remains relatively flat, while total expenses for TESD students continues to rise.

MANDATED RETIREMENT CONTRIBUTIONS

All Pennsylvania school districts are mandated by the PA legislature to contribute a percentage of their payroll to the funding of the Public School Employees' Retirement System (PSERS). Since 2006, percentage of the Employer Contribution Rate (ECR) has increased from 6.46% to 35.26% in 2022-2023. The net increases of the ECR have significantly impacted the TESD budget, ballooning from \$1.6 million in 2006 to \$11.26 million in 2022-2023.

ANNUAL NET COST IN PSERS EXPENSE TO T/E SCHOOL DISTRICT



Points of Pride

HIGHLIGHTS FROM THE 2022-2023 SCHOOL YEAR



CITADEL HEART OF LEARNING

Conestoga High School math teacher **Wendy DiRico** was selected as a finalist in the 2023 Citadel Heart of Learning Award program. Each year Citadel receives thousands of nominations for this nationally recognized award, which honors educators who make a difference in their community. Congratulations to Wendy and all T/E teachers who were nominated for the award.

DECA COMPETITIVE EVENTS PROGRAM

Conestoga High School's Distributive Education Clubs of America (DECA) members competed at the DECA International Competition in Orlando, Florida against thousands of students from around the world. Conestoga students were recognized at the competition for their work in the categories of Top Ten, Top Test Score, Overall Finalist and Top Role Plays.

PA MATH LEAGUE & AMC MATH COMPETITIONS

Tredyffrin/Easttown Middle School and Valley Forge Middle School students were top scorers in the PA Math League Competition with multiple first and second place individual and team finishes at the county and state levels. In addition, middle school students excelled in the AMC 8 Math Competition and on the AMC 10A National Math Exam. Two students received recognition in AMC 8's Young Women in Mathematics Awards Program.

VEX ROBOTICS WORLD CHAMPIONSHIP

After winning the Vex Robotics Eastern Pennsylvania State Championship, **Conestoga High School's robotics teams** put on a spectacular performance competing against 818 teams from 40 countries in Dallas, Texas at the VEX Robotics World Championship. Conestoga teams finished as 11th and 12th seeds in the elimination rounds.

PENNSYLVANIA MUSIC EDUCATORS ASSOCIATION ALL-STATE MUSICAL GROUPS

Conestoga High School students were selected to participate in the Pennsylvania Music Educators Association **All-State Choir, All-State Band and All-State Orchestra**. The eight All-State participants advanced to the state competition after successfully qualifying for district and then regional competitions.

A sampling of
2022-2023
student & staff
accomplishments

NATIONAL MERIT SCHOLARSHIP RECOGNITION

Conestoga High School led Pennsylvania again this year with **37 National Merit Semifinalists, 52 National Merit Commended Students, 2 National African American Scholars, 4 National Hispanic Scholars and 1 National Indigenous Scholar**.

INTERNATIONAL MATHWORKS MATH MODELING CHALLENGE

Conestoga High School's team made up one of the eight finalist groups in the M3 Challenge. The competition drew nearly 3,000 students in this year's challenge, "How many e-bikes will be sold in the next two years?" Their award-winning mathematical approach and creative solutions ranked them in the top 6 teams.

DISTRICT ONE AND STATE ATHLETIC CHAMPIONSHIP TITLES

Conestoga High School athletic teams won two District One Championships: **Girls Swimming and Boys Tennis Doubles**. **Girls Tennis and Boys Tennis** won PIAA State Championships.

LEARN MORE

- Visit www.tesd.net/budget for additional budget information.
- Sign up to receive the T/E School District's e-newsletter, *T/E-news*, at www.tesd.net.
- Tune into TETV, Comcast Channel 14 and Verizon Channel 20, for school district programming. Visit www.tesd.net/tetv for schedules.